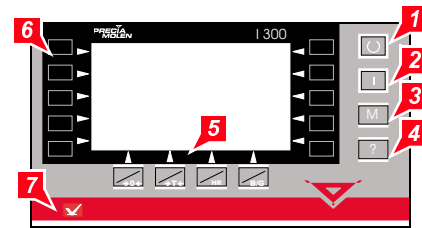


### Design

#### Box

- ABS table mounted box
- Adjustable wall or column attachment kit, with necessary building-in kit
- Power supply by mains adaptor integrated into the box

#### Sealed keyboard (tactile keys)



1. Off.
2. On.
3. Display metrological data
4. On-line help
5. Elementary weighing functions (Tare, zero, High Resolution, return to Gross)
6. 10 multi-function keys with legend on display
7. Function bar defined by configuration (see the most typical function) and data validation

### General presentation

The I 300 indicator is a weighing terminal with advanced functions dedicated to management of weighing vehicles on a weighbridge.

Its multi-function graphic screen and its configurable software enable you to customize your weighing station as a function of your application:

- Management of weighings in single weighing (one pass). With input of the tare or reminder about a memorized tare
- Management of weighings in in/out weighing (two passes)
- Dosing : loading or unloading of vehicles in Gross weight or in Net weight.
- Management of lights for traffic regulation on weighbridge (digital I/O module as option).

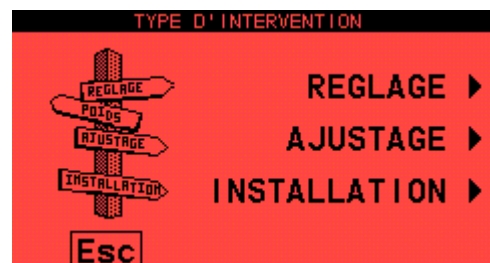
The I 300 terminal can manage up to two weighbridges (second measurement board optional). It also enables multi-channel management of weighbridges composed of two independent platforms.

It has an optional data saving system so that all weighings made can be recorded, thus avoiding the need to add a check printer (alibi printer).

A complete range of interfaces, peripherals and accessories optimizes integration into your existing installation.

The I 300 terminal may be provided with a PC type keyboard and a bar code reader so that data can be input more quickly.

#### Backlit graphic screen



### Metrological approval

- Test certificate LNE 03-03.
- Mentioned in CE approval certificate type X201-A, n° F-01-A-005.

### European directives

- Directive 90/384/CEE relating to *No-Automatic Weighing Instruments*
- Directive 89/336/CEE relating to *ElectroMagnetic Compatibility*
- Directive 73/23/CEE relating to *Low Voltage Equipment*

- Metrological information on the current weighing

#### Inputs / Outputs

The I 300 indicator is originally equipped with an RS 232 connection that you can optionally replace and / or complement by another connection type among the available adaptations :

- Measurement (double channel indicator)
- RS 232 serial connection
- RS 422 / 485 serial connection
- 2 digital inputs / 4 outputs
- 4 - 20 mA analogue output



## Technical characteristics

### Physical characteristics

- ▣ Dimensions
  - Width ..... 218 mm
  - Height ..... 212.1 mm
  - Depth ..... 95.1 mm
- ▣ Overall dimensions on table mounting :
  - Width ..... 218 mm
  - Height ..... 157 mm
  - Depth ..... 205 mm

### Electrical characteristics

- ▣ Power supply by integral mains adaptor :
  - Mains voltage ..... 190 - 250 V
  - Frequency ..... 50 - 60 Hz
  - Consumption ..... 15 VA max.
- ▣ or 24 V DC.

### Metrological characteristics

- |                                    | <b>ML</b>      | <b>HML</b>  |
|------------------------------------|----------------|-------------|
| ▣ Precision class (Trade use only) | III et IV      | -           |
| ▣ Input increment                  | *1 $\mu$ V     | 0.1 $\mu$ V |
| ▣ Maximum number of increments     |                |             |
| ▣ single range                     | 6 000          | 30 000      |
| ▣ dual range                       | 2 x 6 000      | -           |
| ▣ Power supply voltage             | 5 V dc         |             |
| ▣ Load impedance                   |                |             |
| ▣ Minimum                          | 48 $\Omega$    |             |
| ▣ Maximum                          | 1 000 $\Omega$ |             |
| ▣ Maximum load cell cable length   | 150 m          |             |
| ▣ Error distributor pi factor      | 0.5            | -           |

\* 0.5  $\mu$ V with use of the adapter réf. 4008027.

### Multi-channel management :

- 3 logical channels : A, B, A+B.
  - 2 physical channels A and B.
- This operating mode requires a second measurement accessory module.

### Environmental characteristics

- ▣ Temperature range
  - Operation ..... - 10 °C / + 40 °C
  - Storage ..... - 20 °C / + 60 °C
- ▣ Sealing and protection ..... IP 54

### Files characteristics

	<b>Capacity</b>	<b>Code</b>	<b>Label</b>
File 1	600	4c. num char.	20 alphanumeric characters
File 2	600	4c. num char.	20 alphanumeric characters
File 3	500	4c. num char.	20 alphanumeric characters
File 4	500	4c. num char.	20 alphanumeric characters
File 5	300	4c. num char.	20 alphanumeric characters
Tares	100	4c. num char.	-
Loading set value	20	4c. num char.	-
Transit	50	-	-
Summary	3000	-	-

- Date to date cross totalizations on any 2 files chosen from among the five available files, with or without filter.

### Data storage device (DSD) :

- ▣ Maximum number of records ..... 12 000 or 48 000 depending on option.

Values saved : DSD number, gross weight, tare, net, predetermined tare, printed weight type, weight type transmitted by protocol, unit, identification number.

### Standard delivery contents

- ▣ Indicator with integrated mains power supply adaptor, measurement accessory, RS 232 serial connection accessory
- ▣ Operations documentation.
- ▣ Din/Mini Din adaptor for PC keyboard.
- ▣ 3 m measurement cable.

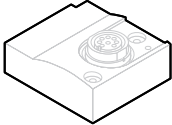
## Options & Accessories

### ▣ Interface accessories

### ▣ Keyboard (Azerty/Qwerty) and readers



### ▣ Printers

### ▣ Repeaters



- Measurement board
- RS 232 connection
- RS 485 connection
- Digital inputs / outputs
- Analogue output

- Data Storage device. (DSD : 12 000 or 48 000 records).

## Your weighing specialist

Illustrations are not contractual. Precia-Molen reserves the right to modify at any time, without prior notice, the information contained in this leaflet.

Offices and Factory  
 P.O. Box 106 - F 07000 Privas - France  
 Tel. 33 (0) 475 664 600  
 Fax 33 (0) 475 658 330  
 E-MAIL webmaster@preciamolen.com

RCS : 386 620 165 RCS Aubenas

# PRECIA MOLEN™